


FINANCIAL HARDSHIP IN OUR COMMUNITY

YORK COUNTY

In York County, there are 63,643 households, or 35%, that can't afford the basics. These households fall below the ALICE Threshold, which includes households in poverty and **ALICE**® (Asset Limited, Income Constrained, Employed). Struggling yet hidden in plain sight, ALICE earns above the poverty level, but less than the cost of basics.



HARDSHIP BY AGE



JUST TO GET TO WORK...



*For a family of four with an infant and a preschooler

*Data reflects populations below the ALICE threshold.
Data Source: United For ALICE® (2025). *The State of ALICE in Pennsylvania.*



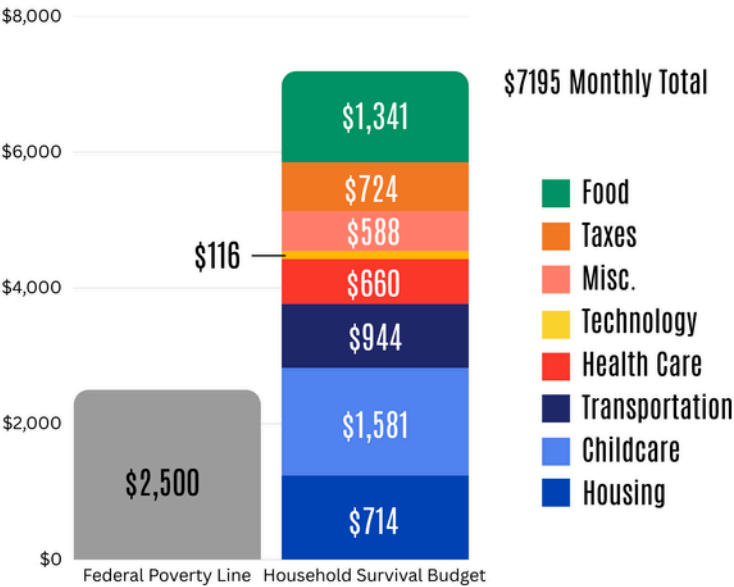
BE PART OF THE SOLUTION

unitedway-york.org/meet-alice

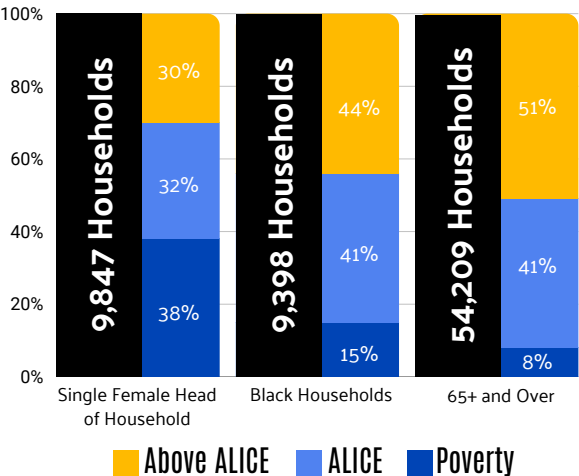
ALICE in York County

The **ALICE survival budget** is the measure United Way of York County uses to determine the bare minimum cost of living in our community. Those living on this budget are one emergency away from slipping into poverty.

Household Survival Budget, 2023



Households by Type, 2023



York County, 2023		
Town	Total Households	% ALICE & Poverty
Carroll township	2,544	25%
Chanceford township	2,369	25%
Codorus township	1,493	25%
Conecago township	3,534	29%
Cross Roads borough	197	26%
Dallastown borough	1,712	50%
Delta borough	273	43%
Dillsburg borough	1,029	33%
Dover borough	808	37%
Dover township	9,557	36%
East Hopewell township	794	18%
East Manchester township	3,296	25%
East Prospect borough	275	22%
Fairview township	7,015	26%
Fawn Grove borough	191	39%
Fawn township	1,092	19%
Felton borough	191	33%
Franklin township	2,094	37%
Franklintown borough	221	36%
Glen Rock borough	878	44%
Goldsboro borough	400	25%
Hallam borough	1,089	34%
Hanover borough	7,289	47%
Heidelberg township	1,122	20%
Hellam township	2,411	31%
Hopewell township	1,974	17%
Jackson township	3,613	30%
Jacobus borough	724	17%
Jefferson borough	224	28%
Lewisberry borough	192	23%
Loganville borough	556	15%
Lower Chanceford township	1,185	34%
Lower Windsor township	2,749	34%
Manchester borough	1,282	39%
Manchester township	7,283	26%
Manheim township	1,211	32%
Monaghan township	1,015	19%
Mount Wolf borough	416	39%
New Freedom borough	1,774	24%
New Salem borough	335	14%
Newberry township	6,113	32%
North Codorus township	3,751	27%
North Hopewell township	1,045	23%
North York borough	988	43%
Paradise township	1,512	34%
Peach Bottom township	1,770	29%
Penn township	6,771	35%
Railroad borough	125	54%

York County, 2023		
Town	Total Households	% ALICE & Poverty
Red Lion borough	2,683	48%
Seven Valleys borough	263	44%
Shrewsbury borough	1,634	36%
Shrewsbury township	2,718	23%
Spring Garden township	4,327	24%
Spring Grove borough	790	42%
Springettsbury township	10,171	33%
Springfield township	2,253	25%
Stewartstown borough	821	44%
Warrington township	1,874	34%
Washington township	1,063	31%
Wellsville borough	105	32%
West Manchester township	7,854	36%
West Manheim township	3,609	28%
West York borough	1,876	45%
Windsor borough	434	55%
Windsor township	6,790	27%
Winterstown borough	182	45%
Wrightsville borough	786	41%
Yoe borough	467	48%
York city	17,851	61%
York Haven borough	338	41%
York township	12,755	36%

ALICE can be found in every part of York County.

As circumstances change, households may find themselves below or above the ALICE Threshold at different times. Your gift will go towards removing the barriers that ALICE households face daily.